

SPECIAL 18/31 WITH BARRIER

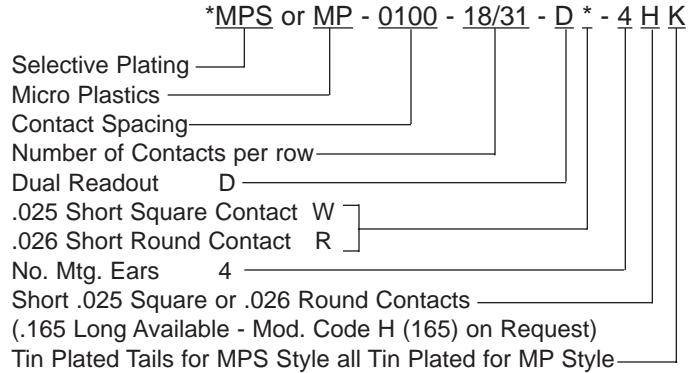

.100

Contact Centers Edgecard Connectors .025 Short Square Contacts or .026 Short Round Contacts

High Profile .100 x .200 ROW

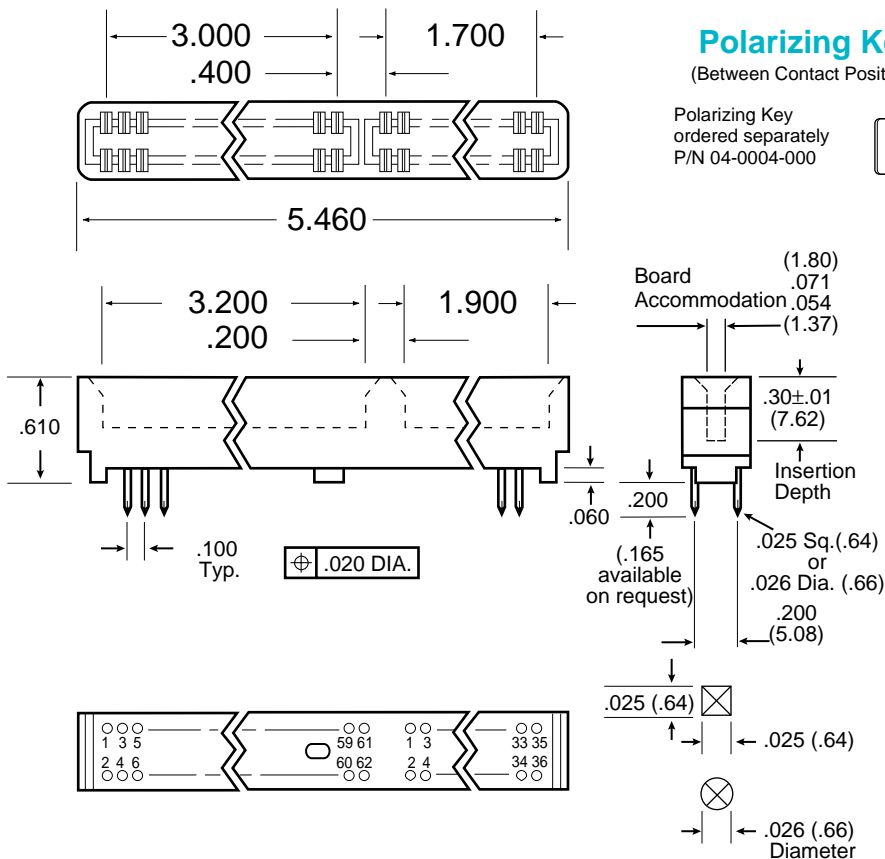
U.L. APPROVED E78000 (S)

Part Number Description



Also Available in Right Angle Version on Request

Dimensions 18/31 With Barrier



Also Available in a right angle version upon request.

General Information

**CONTACT FORCES PER
MIL-C-21097C**

MATERIALS/FINISHES:

- **Insulator:** Glass filled polyester (G.E. Valox 420-SEO or Equiv.)
- **Color:** Blue (Black or Green available upon request).
- **Keys:** Nylon, **Color:** White
- **Contacts:** Phosphor bronze.
- **Contact Finishes:** (MP Version) .000010 gold per MIL-G-45204 type II over nickel (MPS Version) CA 725 copper alloy .000010 to .000015 gold; (Western Electric Type I) over .00030 nickel on bellows face only. Tails are tin/lead plated.
- **Hardware:** Nickel plated brass.

NOTE: Various insulator materials, colors, plating material and thickness available upon request.