


.156

Contact Centers Edgecard Connectors .025 Square Right Angle Contacts

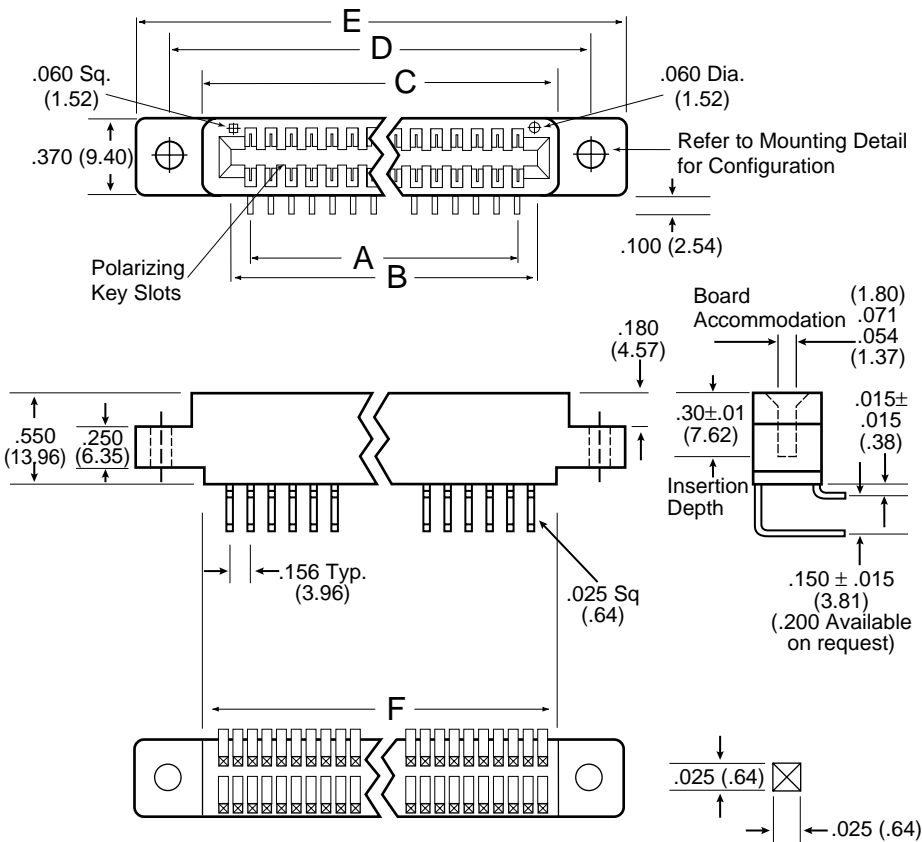
U.L. APPROVED E78000 (S)

Part Number Description



MPS or MP-0156-10-D W - 4 K R	
Selective Gold Plating	1
Standard All Gold Plating	2
Contact Spacing	3
Number of Contacts per row	4
Dual Readout D	5
.025 Square Wire Wrap	6
.125 Flush Mounting Holes	7
4-40 Flush Threaded Inserts	8
No. Mounting Ears	9
.125 Dia. Raised Mounting Ears	10
4-40 Threaded Insert Mount	11
.125 Dia. Side Mounting Hole	12
Tin Plated Tails for MPS Style all Tin Plated for MP Style	13
Right Angle Contacts	14

Dimensions



Contact Identification

for 10 thru 31 size for 36, 40 and 43 size
 Numbers: 1, 2, 3 ... 31 Letters: A, B, C, ... Z, A, B, C...
 Letters: A, B, C, ... Z, A, B, C... Numbers: 1, 2, 3 ... 43

General Information

**CONTACT FORCES PER
MIL-C-21097C**

MATERIALS/FINISHES:

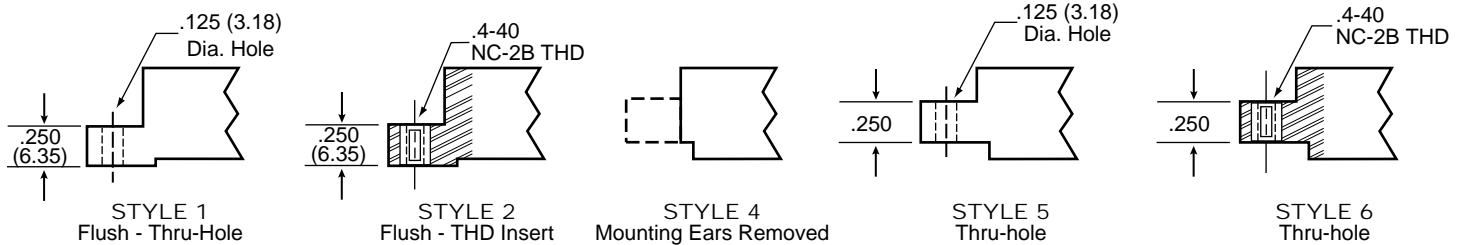
- **Insulator:** Glass filled polyester (G.E. Valox 420-SEO or Equiv.)
Color: Blue (Black or Green available upon request)
- **Keys:** Nylon, **Color:** White
- **Contacts:** Phosphor Bronze
- **Contact Finishes:** (MP Version) .000010 gold per MIL-G-45204 type II over nickel (MPS Version) CA 725 copper alloy .000010 to .000015 gold inlay; (Western Electric Type 1) over .000030 nickel on bellows face only. Tails are tin/lead plated.
- **Hardware:** Nickel plated brass.

NOTE: Various insulator materials, colors, plating material, thickness and sizes available upon request.

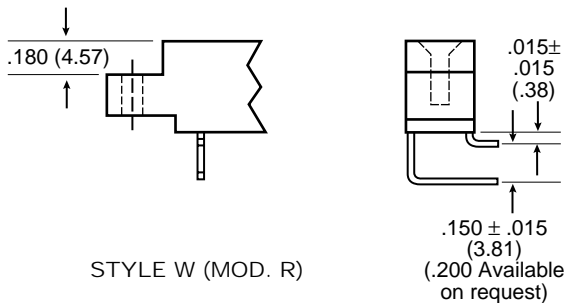
High Profile

.156 x .150 ROW

Mounting Styles-Detail G * NOTE: Additional mounting styles and hole sizes available upon request.



Termination Styles-Detail H



Polarizing Key (Between Contact Positions)

Polarizing Key
ordered separately
P/N 04-0004-000



Part Numbers/Dimensions

PART NUMBER	NO. OF CONT.	** INCHES						** MILLIMETERS					
		A ±.010	B ±.010	C ±.015	D ±.015	E ±.020	F ±.015	A ±0.25	B ±0.25	C ±0.38	D ±0.38	E ±0.51	F ±0.20
MP-0156-06-DW-*R	6/12	.780	1.082	1.221	1.534	1.782	1.030	19.81	27.48	31.01	38.96	45.26	26.62
MP-0156-10-DW-*R	10/20	1.404	1.706	1.845	2.158	2.406	1.654	35.66	43.33	46.86	54.81	61.11	42.01
MP-0156-12-DW-*R	12/24	1.716	2.018	2.157	2.470	2.718	1.966	43.59	51.26	54.79	62.74	69.04	49.94
MP-0156-15-DW-*R	15/30	2.184	2.486	2.625	2.938	3.187	2.434	55.47	63.14	66.68	74.63	80.95	61.82
MP-0156-18-DW-*R	18/36	2.652	2.954	3.093	3.406	3.656	2.902	67.36	75.03	78.56	86.51	92.86	73.71
MP-0156-22-DW-*R	22/44	3.276	3.578	3.717	4.030	4.330	3.526	83.21	90.88	94.41	102.36	109.98	89.56
MP-0156-24-DW-*R	24/48	3.588	3.890	4.029	4.342	4.642	3.838	91.14	98.81	102.34	110.29	117.91	97.49
MP-0156-25-DW-*R	25/50	3.744	4.046	4.185	4.492	4.798	3.994	95.10	102.77	106.30	114.10	121.87	101.45
MP-0156-28-DW-*R	28/56	4.212	4.514	4.653	4.966	5.216	4.462	106.98	114.66	118.19	126.14	132.49	113.34
MP-0156-30-DW-*R	30/60	4.524	4.826	4.965	5.278	5.528	4.774	114.91	122.58	126.11	134.06	140.41	121.26
MP-0156-31-DW-*R	31/62	4.680	4.982	5.121	5.434	5.684	4.930	118.87	126.54	130.07	138.02	144.37	125.22
MP-0156-36-DW-*R	36/72	5.460	5.762	5.901	6.214	6.464	5.710	138.68	146.36	149.89	157.84	164.19	145.03
MP-0156-40-DW-*R	40/80	6.084	6.386	6.525	6.838	7.088	6.334	154.53	162.20	165.74	173.69	180.04	160.88
MP-0156-43-DW-*R	43/86	6.552	6.854	6.993	7.306	7.556	6.802	166.42	174.09	177.62	185.57	191.92	172.77

*NOTE: Add mounting and termination style digits to part number.