


.156

Contact Centers Edgecard Connector .025 Square Extender Card Connector

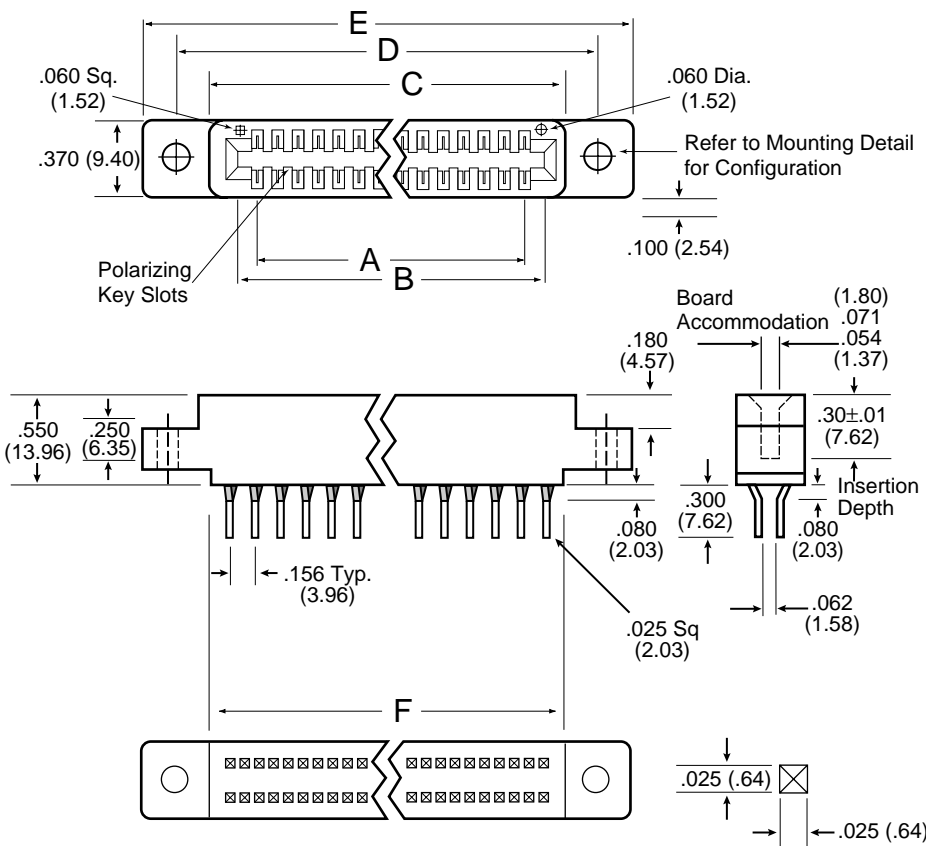
U.L. APPROVED E78000 (S)

Part Number Description



MPS or MP-0156-10-D W E-4 K	
Selective Gold Plating	_____
Standard All Gold Plating	_____
Contact Spacing	_____
Number of Contacts per row	_____
Dual Readout D	_____
.025 Square Wire Wrap	_____
Extender Card	_____
.125 Flush Mounting Holes	1
4-40 Flush Threaded Inserts	2
No. Mounting Ears	4
.125 Dia. Raised Mounting Ears	5
4-40 Threaded Insert Mount	6
Tin Plated Tails for MPS Style all Tin Plated for MP Style	_____

Dimensions



Contact Identification

for 10 thru 31 size for 36, 40 and 43 size
 Numbers: 1, 2, 3 ... 31 Letters: A, B, C, ... Z, A, B, C, ...
 Letters: A, B, C, ... Z, A, B, C, ... Numbers: 1, 2, 3 ... 43

General Information

CONTACT FORCES PER MIL-C-21097C

MATERIALS/FINISHES:

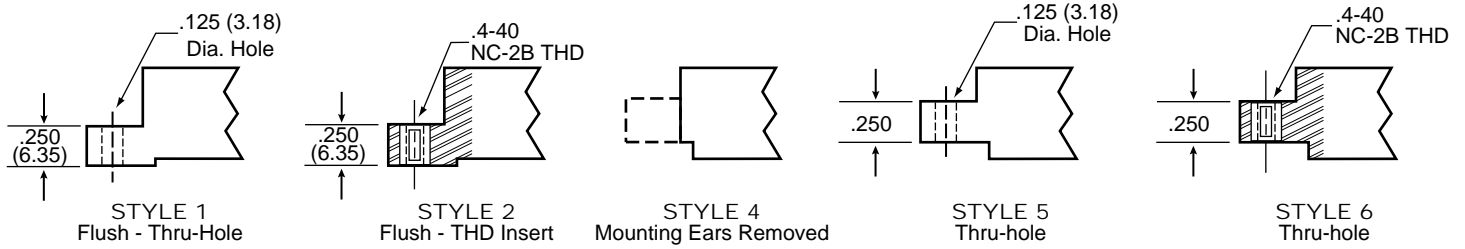
- **Insulator:** Glass filled polyester (G.E. Valox 420-SEO or Equiv.)
Color: Blue (Black or Green available upon request)
- **Keys:** Nylon, **Color:** White
- **Contacts:** Phosphor Bronze
- **Contact Finishes:** (MP Version) .000010 gold per MIL-G-45204 type II over nickel (MPS Version) CA 725 copper alloy .000010 to .000015 gold inlay; (Western Electric Type 1) over .000030 nickel on bellows face only. Tails are tin/lead plated.
- **Hardware:** Nickel plated brass.

NOTE: Various insulator materials, colors, plating material, thickness and sizes available upon request.

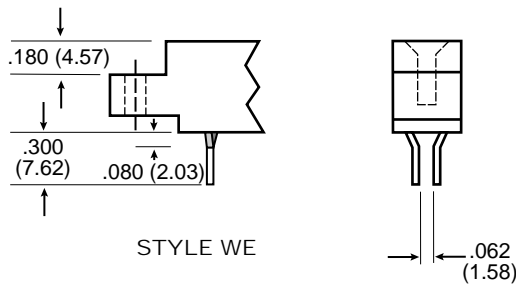
High Profile

.156 x .062 ROW

Mounting Styles-Detail G * NOTE: Additional mounting styles and hole sizes available upon request.



Termination Styles-Detail H



Polarizing Key (Between Contact Positions)

Polarizing Key
ordered separately
P/N 04-0004-000



Part Numbers/Dimensions

PART NUMBER	NO. OF CONT.	** INCHES						** MILLIMETERS					
		A ±.010	B ±.010	C ±.015	D ±.015	E ±.020	F ±.015	A ±0.25	B ±0.25	C ±0.38	D ±0.38	E ±0.51	F ±0.20
MP-0156-06-DWE-*	6/12	.780	1.082	1.221	1.534	1.782	1.030	19.81	27.48	31.01	38.96	45.26	26.62
MP-0156-10-DWE-*	10/20	1.404	1.706	1.845	2.158	2.406	1.654	35.66	43.33	46.86	54.81	61.11	42.01
MP-0156-12-DWE-*	12/24	1.716	2.018	2.157	2.470	2.718	1.966	43.59	51.26	54.79	62.74	69.04	49.94
MP-0156-15-DWE-*	15/30	2.184	2.486	2.625	2.938	3.187	2.434	55.47	63.14	66.68	74.63	80.95	61.82
MP-0156-18-DWE-*	18/36	2.652	2.954	3.093	3.406	3.656	2.902	67.36	75.03	78.56	86.51	92.86	73.71
MP-0156-22-DWE-*	22/44	3.276	3.578	3.717	4.030	4.330	3.526	83.21	90.88	94.41	102.36	109.98	89.56
MP-0156-24-DWE-*	24/48	3.588	3.890	4.029	4.342	4.642	3.838	91.14	98.81	102.34	110.29	117.91	97.49
MP-0156-25-DWE-*	25/50	3.744	4.046	4.185	4.492	4.798	3.994	95.10	102.77	106.30	114.10	121.87	101.45
MP-0156-28-DWE-*	28/56	4.212	4.514	4.653	4.966	5.216	4.462	106.98	114.66	118.19	126.14	132.49	113.34
MP-0156-30-DWE-*	30/60	4.524	4.826	4.965	5.278	5.528	4.774	114.91	122.58	126.11	134.06	140.41	121.26
MP-0156-31-DWE-*	31/62	4.680	4.982	5.121	5.434	5.684	4.930	118.87	126.54	130.07	138.02	144.37	125.22
MP-0156-36-DWE-*	36/72	5.460	5.762	5.901	6.214	6.464	5.710	138.68	146.36	149.89	157.84	164.19	145.03
MP-0156-40-DWE-*	40/80	6.084	6.386	6.525	6.838	7.088	6.334	154.53	162.20	165.74	173.69	180.04	160.88
MP-0156-43-DWE-*	43/86	6.552	6.854	6.993	7.306	7.556	6.802	166.42	174.09	177.62	185.57	191.92	172.77

*NOTE: Add mounting and termination style digits to part number.