



.156

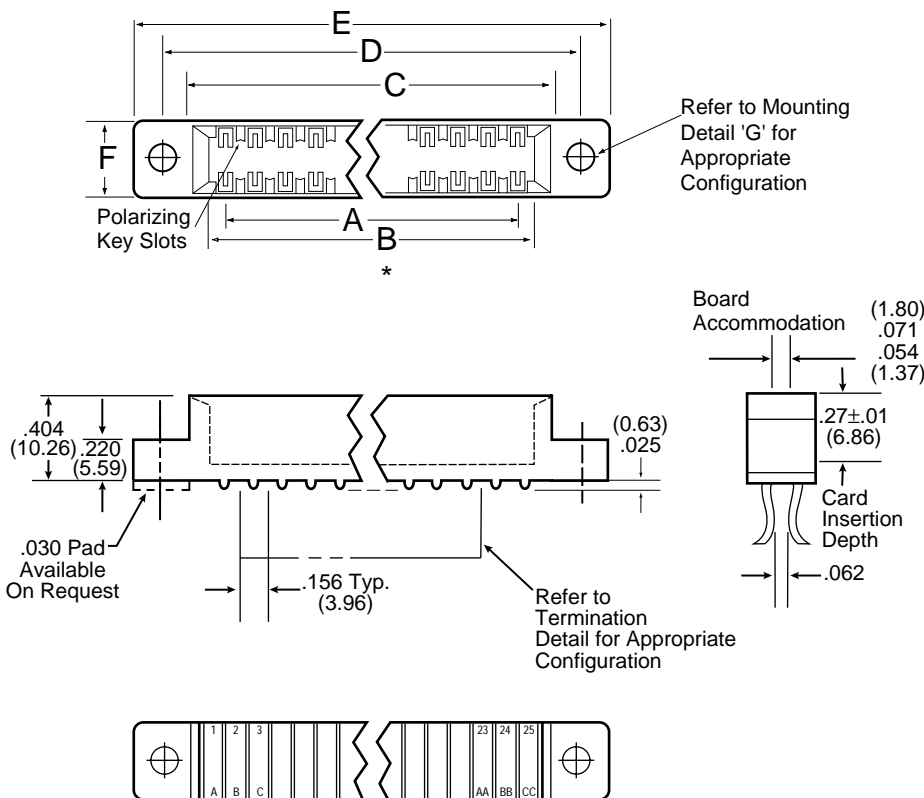
Contact Centers Edgecard Connectors Dip Solder and Extended Card Style - Double Row

U.L. APPROVED E78000 (S)

Part Number Description



Dimensions



Note: 36/72 & 43/86 contact identification
 Letters A, B, C . . . $\bar{A}\bar{B}\bar{C}$. . . \bar{R}
 Numbers 1, 2, 3 36

Note: Omit letters G, I, O, Q

General Information

CONTACT FORCES PER MIL-C-21097C

MATERIALS/FINISHES:

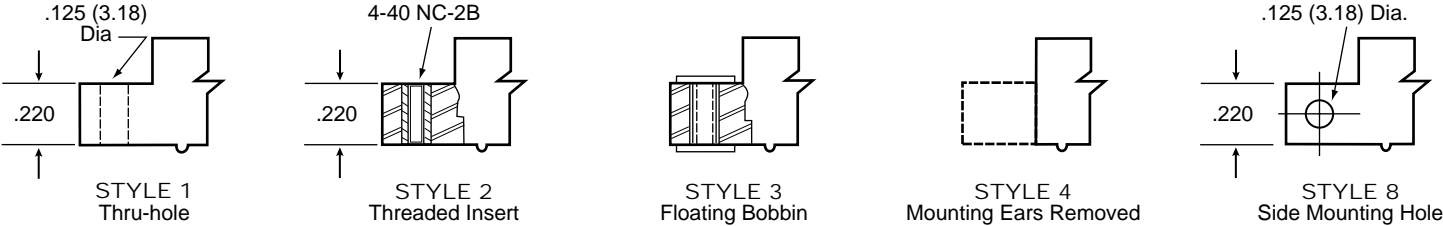
- **Insulator:** Glass filled polyester (G.E. Valox 420-SEO or Equiv.)
- **Color:** Blue U.L. Approved* Ryton R-4 available upon request for Hi-Temp Applications.
- **Keys:** Nylon, **Color:** White
- **Contacts:** Bifurcated full bellows style in phosphor bronze material. Beryllium copper and pfinodal materials available upon request for hi-temp applications.
- **Contact Finishes:** 'MP' style is .000010 gold per MIL-G-45204 over nickel covering entire contact surface. 'MPS' style is .000015 gold per MIL-G-45204 over nickel on bellows face only, tails are tin plated (must have Mod. Code 'K' with 'MPS' style).
- **Hardware:** Nickel plated brass.

NOTE: Various insulator materials, colors, plating material and thickness available upon request.


Low Profile

.156 x .062 Row

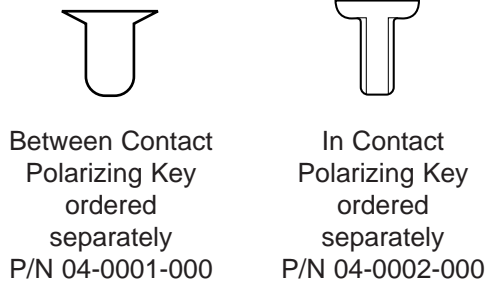
Mounting Styles-Detail G * NOTE: Additional mounting styles and hole sizes available upon request.



Termination Styles-Detail H



Polarizing Key



Part Numbers/Dimensions

PART NUMBER	NO. OF CONT.	* INCHES						* MILLIMETERS					
		A ±.010	B ±.010	C ±.015	D ±.010	E ±.020	F ±.006	A ±0.25	B ±0.38	C ±0.38	D ±0.25	E ±0.51	F ±0.38
MP-0156-02-DSE-*	2	.156	.456	.596	—	—	.320	3.96	11.58	15.14	—	—	8.13
MP-0156-03-DSE-*	3	.312	.612	.752	—	—	.320	7.93	15.55	19.10	—	—	8.13
MP-0156-06-DSE-*	6	.780	1.080	1.220	1.533	1.860	.320	19.81	27.43	30.99	38.94	47.24	8.13
MP-0156-08-DSE-*	8	1.092	1.392	1.532	1.845	2.172	.320	27.74	35.36	38.91	46.86	55.17	8.13
MP-0156-10-DSE-*	10	1.404	1.704	1.844	2.157	2.484	.320	35.66	43.28	46.84	54.79	63.09	8.13
MP-0156-11-DSE-*	11	1.560	1.860	2.000	2.313	2.640	.320	39.62	47.24	50.80	58.75	67.06	8.13
MP-0156-12-DSE-*	12	1.716	2.016	2.156	2.469	2.796	.320	43.59	51.21	54.76	62.71	71.02	8.13
MP-0156-15-DSE-*	15	2.184	2.484	2.624	2.937	3.264	.320	55.47	63.09	66.65	74.60	82.91	8.13
MP-0156-18-DSE-*	18	2.652	2.952	3.092	3.405	3.732	.320	67.36	74.98	78.54	86.49	94.79	8.13
MP-0156-22-DSE-*	22	3.276	3.576	3.716	4.029	4.356	.320	83.21	90.83	94.39	102.34	110.64	8.13
MP-0156-24-DSE-*	24	3.588	3.888	4.028	4.341	4.668	.320	91.14	98.76	102.31	110.26	118.57	8.13
MP-0156-25-DSE-*	25	3.744	4.044	4.184	4.497	4.824	.320	95.10	102.72	106.27	114.22	122.53	8.13
MP-0156-28-DSE-*	28	4.212	4.512	4.652	4.965	5.276	.438	106.99	114.61	118.16	126.11	134.01	11.13
MP-0156-30-DSE-*	30	4.524	4.824	4.964	5.277	5.588	.500	114.91	122.53	126.09	134.04	141.94	12.70
MP-0156-36-DSE-*	36	5.460	5.762	5.906	6.219	6.540	.438	138.68	146.36	150.01	157.96	166.12	11.13
MP-0156-43-DSE-*	43	6.552	6.854	7.000	7.302	7.615	.500	166.42	174.09	177.80	185.47	193.42	12.70

NOTE: Add mounting and termination style digits to part number.
*.020 (0.51) Longer card slot available (modification 'E')