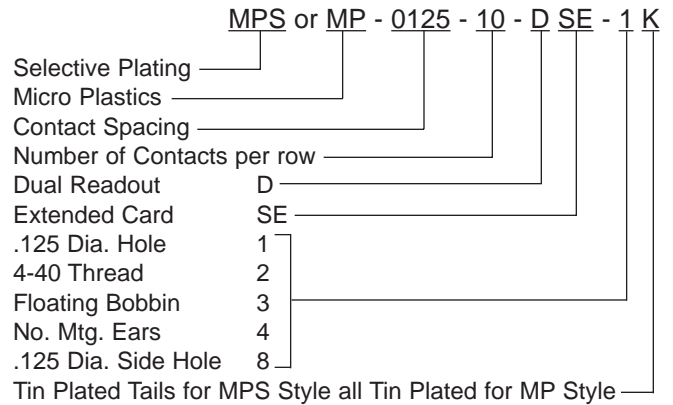



# .125

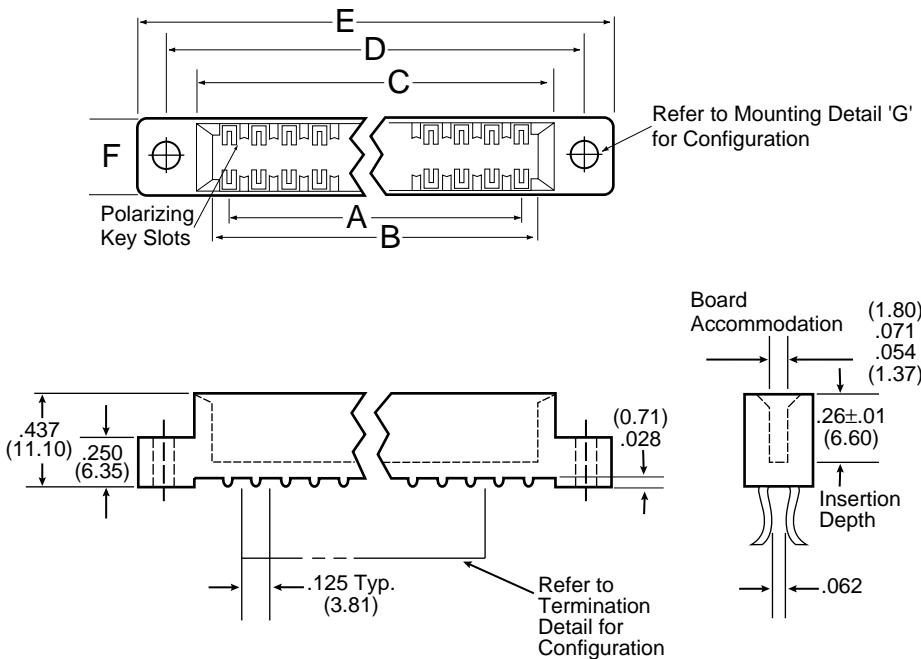
## Contact Centers Edgecard Connectors Extended Card Style

U.L. APPROVED E78000 (S)

### Part Number Description



### Dimensions



#### Contact Identification

1, 2, 3 ..... 50  
A, B, C, .....aa, bb, cc .....AA, BB, CC

### General Information

**CONTACT FORCES PER MIL-C-21097C**

**MATERIALS/FINISHES:**

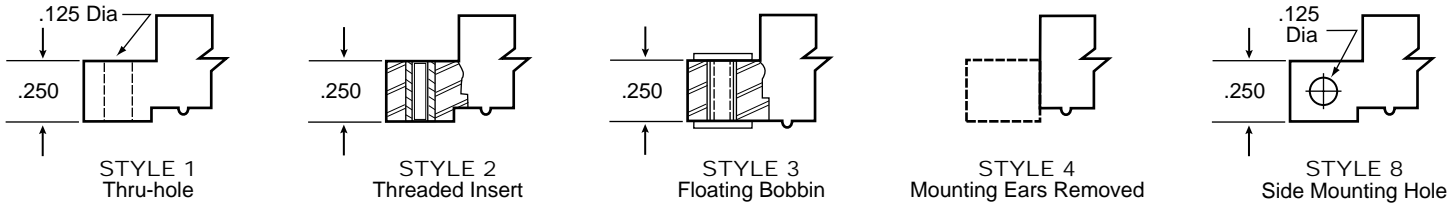
- **Insulator:** Glass filled polyester (G.E. Valox 420-SEO or Equiv.)
- **Color:** Blue U.L. Approved\* Ryton R-4 available upon request for Hi-Temp Applications.
- **Keys:** Nylon, **Color:** White
- **Contacts:** Bifurcated full bellows style in phosphor bronze material. Beryllium copper and pfinodal materials available upon request for hi-temp applications.
- **Contact Finishes:** 'MP' style is .000010 gold per MIL-G-45204 over nickel covering entire contact surface. 'MPS' style is .000010 to .000015 gold per MIL-G-45204 over nickel on bellows face only, tails are tin plated (must have Mod. Code 'K' with 'MPS' style).
- **Hardware:** Nickel plated brass.

**NOTE:** Various insulator materials, colors, plating material and thickness available upon request.

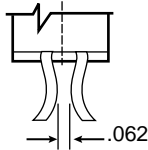
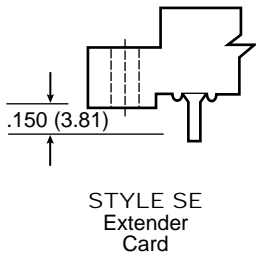
# Low Profile

.125 x .062 ROW

## Mounting Styles-Detail G \* NOTE: Additional mounting styles and hole sizes available upon request.



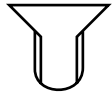
## Termination Styles-Detail H



## Polarizing Key

(Between Contact Positions)

Polarizing Key  
ordered separately  
P/N 04-0003-000



## Part Numbers/Dimensions

PART NUMBER	NO. OF CONT.	INCHES						MILLIMETERS					
		A ±.010	B ±.010	C ±.015	D ±.015	E ±.020	F ±.008	A ±0.25	B ±0.25	C ±0.38	D ±0.38	E ±0.51	F ±0.20
MP-0125-10-D SE-*	10/20	1.125	1.375	1.535	1.795	2.075	.330	28.58	34.93	38.99	45.59	52.71	8.38
MP-0125-15-D SE-*	15/30	1.750	2.000	2.160	2.420	2.700	.330	44.45	50.80	54.86	61.47	68.58	8.38
MP-0125-18-D SE-*	18/36	2.125	2.375	2.535	2.795	3.075	.330	53.98	60.33	64.39	70.99	78.11	8.38
MP-0125-22-D SE-*	22/44	2.625	2.875	3.035	3.295	3.575	.330	66.68	73.03	77.09	83.69	90.81	8.38
MP-0125-28-D SE-*	28/56	3.375	3.625	3.785	4.045	4.325	.330	85.73	92.08	96.14	102.74	109.86	8.38
MP-0125-30-D SE-*	30/60	3.625	3.875	4.035	4.295	4.575	.330	92.08	98.43	102.49	109.09	116.21	8.38
MP-0125-31-D SE-*	31/62	3.750	4.000	4.160	4.420	4.700	.330	95.25	101.60	105.66	112.27	119.38	8.38
MP-0125-35-D SE-*	35/70	4.250	4.500	4.660	4.920	5.200	.330	107.95	114.30	118.36	124.97	132.08	8.38
MP-0125-36-D SE-*	36/72	4.375	4.625	4.785	5.045	5.325	.330	111.13	117.48	121.54	128.14	135.26	8.38
MP-0125-40-D SE-*	40/80	4.875	5.125	5.285	5.545	5.825	.370	123.83	130.18	134.24	140.84	147.96	9.40
MP-0125-43-D SE-*	43/86	5.250	5.500	5.660	5.920	6.200	.370	133.35	139.70	143.76	150.37	157.48	9.40
MP-0125-44-D SE-*	44/88	5.375	5.625	5.785	6.045	6.325	.370	136.53	142.88	146.94	153.54	160.66	9.40
MP-0125-50-D SE-*	50/100	6.125	6.375	6.535	6.795	7.075	.370	155.58	161.93	165.99	172.59	179.71	9.40

\*NOTE: Add mounting and termination style digits to part number.