


SPEAKERS FOR HEADPHONE

(FERRITE MAGNET)


Impedence could be from 4 OHM to 1000 OHM



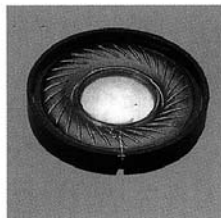
ELS23



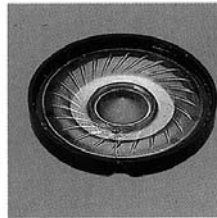
ELS27F




ELS281F




ELS30F



ELS40F



ELS50F



ELS57F

No.	Model	Size		IMP.	Resonant Freq.	Freq. Range	Sensitivity	Power Input		Magnet Size	Speaker N.W.	Packing
		Dia.	High					Nom	Max			
		mm	mm	Ω	Hz	Hz (fo)	dB (+/- 3dB)	mW	mW	mm	g	PCS/NW/GW
1	ELS23F	23	8.5	32	180	16K	107	30	50	9.5 × 3	4.4	2000/9.5/10.5
2	ELS27F	27	9.1	32	170	16K	108	30	70	12 × 3.8	7.0	2000/15/16
3	ELS281F	28	10	32	130	17K	110	30	100	12.5 × 3.8	6.0	1000/8/9
4	ELS30F	30	9.3	32	160	18K	110	30	70	12 × 3.8	7.0	1000/8/9
5	ELS40F	40	9.6	32	150	20K	110	40	70	27 × 17 × 3	17.6	1000/20/21
6	ELS50F	50	10.5	32	150	20K	110	40	150	27 × 17 × 3	21.0	800/20/21
7	ELS57F	57	10.5	32	140	20K	110	40	150	27 × 17 × 3	22.0	560/17/18

■ TEST CONDITION: 1 mW, at MIC. 1cm (ARTIFICIAL EAR)