

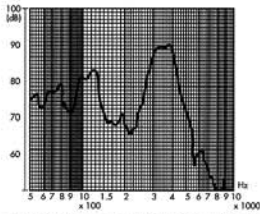
MAGNETIC TRANSDUCERS

EXTERNAL DRIVE TYPE

DIMENSIONS

FREQUENCY RESPONSE

[actual curve of type MDX01C]

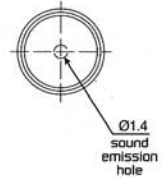


applied voltage : 1.5 V, 1/2 duty, square wave
distance for measurement :10cm

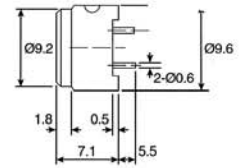


color Black
Noryl SEI Housing Material
Pin Terminal

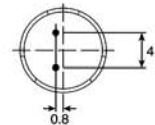
Top View



Side View



Bottom View



all dimensions are in mm

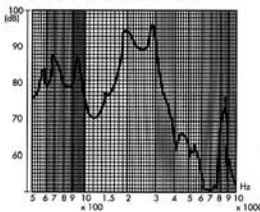
ELECTRICAL SPECIFICATIONS

| Model No. | ELTMDX01C | |
|-------------------------------|-----------|--|
| Operating Voltage (V) | 1 - 2 | |
| Rated Voltage (V) | 1.5 | |
| Max. Rated Current (mA) | 80 | |
| Coil Resistance (Ω) | 5.5±1.0 | |
| *Coil Impedance (Ω) | 9.5 | |
| Min Sound Output (dBA/10cm) | 80 | |
| Resonant Frequency (Hz) | 3100 | |
| Operating Temperature (°C) | -20 ~ +60 | |
| Weight (gm) | 1 | |

Value applying rated voltage (3100Hz, 1/2 duty, square wave)
* Value applying (3100Hz, sine wave, measuring current 60μA)

FREQUENCY RESPONSE

[actual curve of type RDX06]



applied voltage : 6 V, 1/2 duty, square wave
distance for measurement :10cm

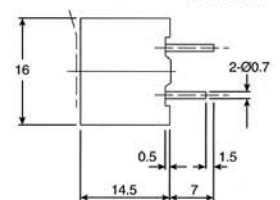


color Black
Noryl SEI-GFH2 Housing Material
Pin Terminal

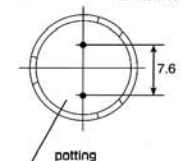
Top View



Side View



Bottom View



all dimensions are in mm

ELECTRICAL SPECIFICATIONS

| Model No. | ELTRDX06 | ELTRDX12 |
|-------------------------------|-------------------------|----------|
| Operating Voltage (V) | 3 - 12 | 6 - 18 |
| Rated Voltage (V) | 6 | 12 |
| Max. Rated Current (mA) | 40 | 40 |
| Coil Resistance (Ω) | 45±7 | 115±7 |
| *Coil Impedance (Ω) | 110 | 200 |
| Min Sound Output (dBA/10cm) | 85 | 85 |
| Resonant Frequency (Hz) | 2000 ~ 3000 (80dB min.) | |
| Operating Temperature (°C) | -40 ~ +85 | |
| Weight (gm) | 7 | 7 |

Value applying rated voltage (2048Hz, 1/2 duty, square wave)
* Value applying (2048Hz, sine wave, measuring current 60μA)