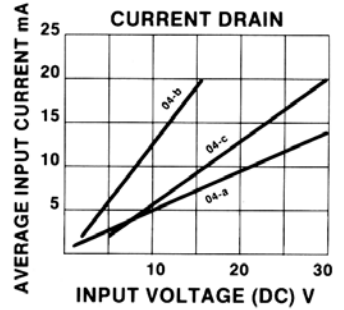
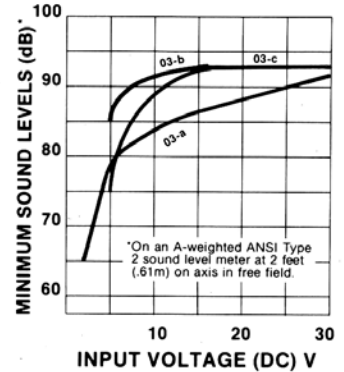


CONTINUOUS TONE

CASE STYLE	MODEL NUMBER	OPERATING VOLTAGE VDC *VAC	TYPICAL SOUND PRESSURE dBa AT 2 FEET			TYPICAL OPERATING CURRENT (mA)			Terminations
			At min. V	At max. V	Graph Curve	At min. V	At max. V	Graph Curve	
MEDIUM CONTINUOUS TONE—FREQUENCY 2900 ±500 Hz									
•09	MC-09-516-Q	5-16	85	95	03-b	2	20	04-b	Q
•09	MC-09-516-S	5-16	85	95	03-b	2	20	04-b	S
•09	MC-09-516-L	5-16	85	95	03-b	2	20	04-b	L
01	MC-01-130-W	1-30	68	95	03-a	1	13	04-a	W
01	MC-01-130-T	1-30	68	95	03-a	1	13	04-a	T
02	MC-02-130-P	1-30	68	95	03-a	1	13	04-a	P
03	MC-03-130-W	1-30	68	95	03-a	1	13	04-a	W
03	MC-03-130-T	1-30	68	95	03-a	1	13	04-a	T
07	MC-07-130-W	1-30	68	95	03-a	1	13	04-a	W
07	MC-07-130-T	1-30	68	95	03-a	1	13	04-a	T
07	MC-07-130-Q	1-30	68	95	03-a	1	13	04-a	Q
07	MC-07-130-S	1-30	68	95	03-a	1	13	04-a	S
•09	MC-09-530-Q	5-30	75	95	03-c	2	20	04-c	Q
•09	MC-09-530-S	5-30	75	95	03-c	2	20	04-c	S
•09	MC-09-201-Q	*30-120	68	95			40		Q
•09	MC-09-301-Q	*130-220	68	95			40		Q

MANUAL VOLUME CONTROL (CASE STYLES 03, 06 & 16) OFFERS VARIABLE ATTENUATION FROM 0 TO 20 dB FROM SOUND PRESSURE LEVELS SHOWN.

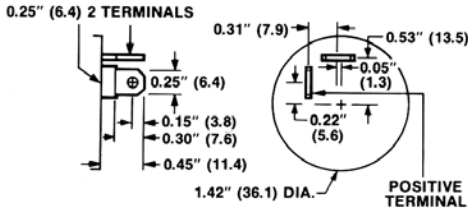
•Indicates Recognized Component, Underwriters Laboratory



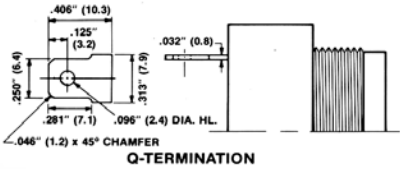
TERMINATIONS

- W—Leads: 2 wires 24AWG (7 x 32) tinned copper, vinyl insulated. 2" long, 1/4" end stripped, color-coded.
- P—PC Pins: 3 PC pins, 90° apart on a .500" R from center, .032" diameter.
- T—.110 quick connect terminals: .110" width, .020" thickness, brass solder plated for push-on (quick connect) attachment or direct solder.
- Q—.250" quick connect terminals: .250" width, .033" thickness, brass electro-tin plated for push-on (quick connect) attachment or direct solder.
- S—Screw terminals: 6/32 1/4" long stainless steel screw for wires with lug attachment.
- L—.250" quick connect terminals oriented at right angles: .250" width, .033" thickness, brass electro-tin plated for push-on (quick connect) attachment. See L termination drawings.

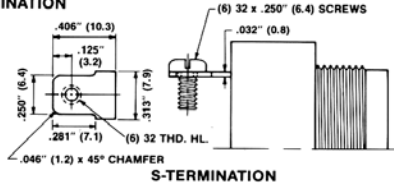
Page 5



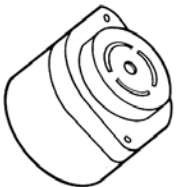
L-TERMINATION



Q-TERMINATION



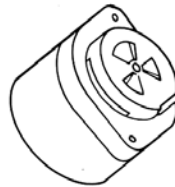
S-TERMINATION



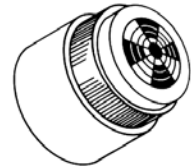
CASE STYLE 01, 04, 14
FLANGED UNIT WITH
RAISED GRILL



CASE STYLE 02, 05, 15
NO FLANGE



CASE STYLE 03, 06, 16
FLANGED VOLUME
CONTROL



CASE STYLE 07, 09, 19
PANEL MOUNT, RING
NUT, RAISED GRILL